












Inverclyde Performance Summary Report

Reporting Period: 01/04/22 - 31/12/22



Total Crime  **-7.6%**  **4,515 Crimes**

<p>Incidents Recorded</p> <p>-12.5%</p>  <p>12,765</p>	<p>Common Assault</p> <p>-2.9%</p>  <p>494</p>	<p>Overall Dishonesty</p> <p>-0.8%</p>  <p>986</p>	<p>Domestic Abuse Incidents</p> <p>-5.4%</p>  <p>637</p>
<p>Overall Violent Crime</p> <p>-3.2%</p>  <p>574</p>	<p>Sexual Crime</p> <p>-8.9%</p>  <p>104</p>	<p>Road Traffic Casualties</p> <p>17.1%*</p>  <p>41 *against PYTD</p>	<p>Disorder Complaints</p> <p>-29%*</p>  <p>1,911 *against 4YA</p>
<p>Missing People</p> <p>138.7%*</p>  <p>148 *against PYTD</p>	<p>Counter Terrorism</p>  <p>The threat level from INTERNATIONAL TERRORISM is SUBSTANTIAL —an attack has been deemed as likely to occur.</p>		<p>Housebreaking</p> <p>-11.6%</p>  <p>114</p>

*All data provided is for the period 1 April 2022 - 31 December 2022 unless otherwise stated. All statistics are provisional and should be treated as management information. All data have been extracted from Police Scotland internal systems and are correct as of 14 January 2023.

Inverclyde Performance Summary Report Reporting Period: 1 Apr 2022 to 31 December 2022



SECTION	PAGE NUMBER
Introduction	2
Executive Summary	3
Demand Analysis	4
Online and Cybercrime	5
Acquisitive Crime	5
Counter Terrorism & Domestic Extremism	5
Antisocial Behaviour, Violence & Disorder	6
Serious Organised Crime	7
Protecting People at Risk of Harm	7
Road Safety & Road Crime	8
Public Confidence - Complaints & Allegations	9

Introduction





I am pleased to present this report to the Police Fire and Rescue Committee for its information and consideration. Please note that all data included in this report are management information and not official statistics. All data are sourced from Police Scotland internal systems and are correct as of date of publication. Unless stated otherwise, numerical comparisons are against the preceding five year average.

CI Damian Kane

Inverclyde Area Commander

INVERCLYDE POLICING PRIORITIES 2020 – 2023



PRIORITY AREA	EXECUTIVE SUMMARY
<p>Drug supply and misuse</p> 	<p>Drug dealing and misuse continues to be a priority area for our attention in Inverclyde, with communities continuing to express concern about the harm caused by this issue. In the reporting period there have been 21 confirmed and a further two suspected drug related deaths (with forensic toxicology reports awaited in relation to the latter). Toxicology results revealed a variety of controlled substances were involved in confirmed drug related deaths, with cocaine, etizolam and heroin featuring most commonly. Year to date there have been 36 drug supply detections in Inverclyde, compared to a five year average of 44 detections. However, we continue to gather intelligence for further enforcement action in Inverclyde.</p>
<p>Violence & ASB</p> 	<p>Overall violent crime has fallen by 3.2% on five year average figures, with a total of 574 crimes recorded in the reporting period. This includes a drop in both serious assaults (-17.8%) and minor assaults (-2.9%). The detection rate for violent crime overall is 73.5%, an increase on the five year average of 68.9%. Recorded disorder complaints have fallen by 29% on the previous four year average.</p>
<p>Dishonesty</p> 	<p>Recorded crimes of dishonesty have fallen by 0.8% against the five year average, to a total of 986. Most categories of acquisitive crime have fallen, with the notable exceptions of shoplifting, and common theft. These crimes constitute a large proportion of the overall total of crimes of dishonesty and both have increased on respective five year average figures.</p>
<p>Road Safety</p> 	<p>While the number of road fatalities remain unchanged on the previous year, overall road casualties have increased by six, to a total of 41– with both serious and slight injuries rising on the previous year. Meanwhile, offences relating to motor vehicles have fallen by 28.9% on the previous five year average, to a total of 714. The detection rate for offences relating to motor vehicles is 84.7%, as compared to the previous five year average (87.6%).</p>

POLICE SCOTLAND’S POLICING PRIORITIES 2022/23

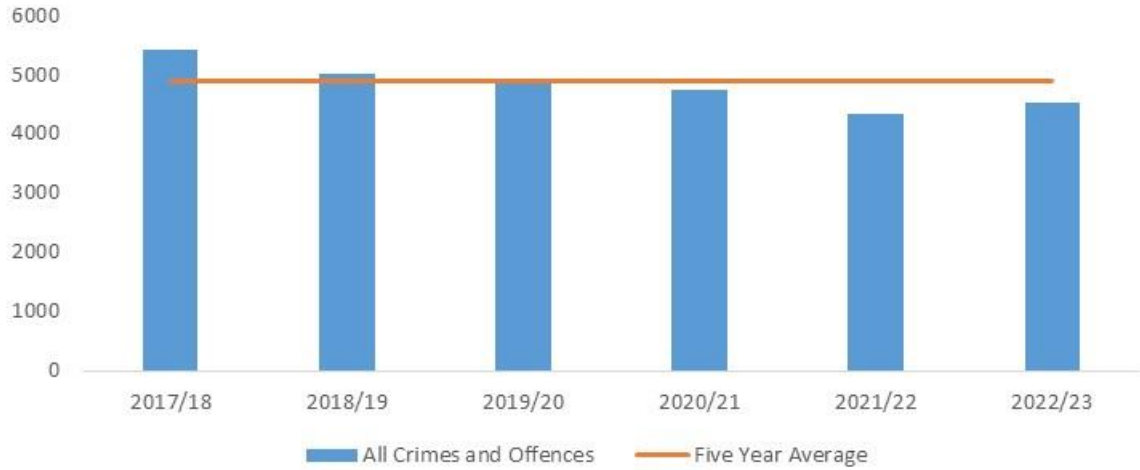
1. Protecting vulnerable people
2. Working with communities
3. Tackling crime in the digital age
4. Support for operational policing

DEMAND ANALYSIS - *

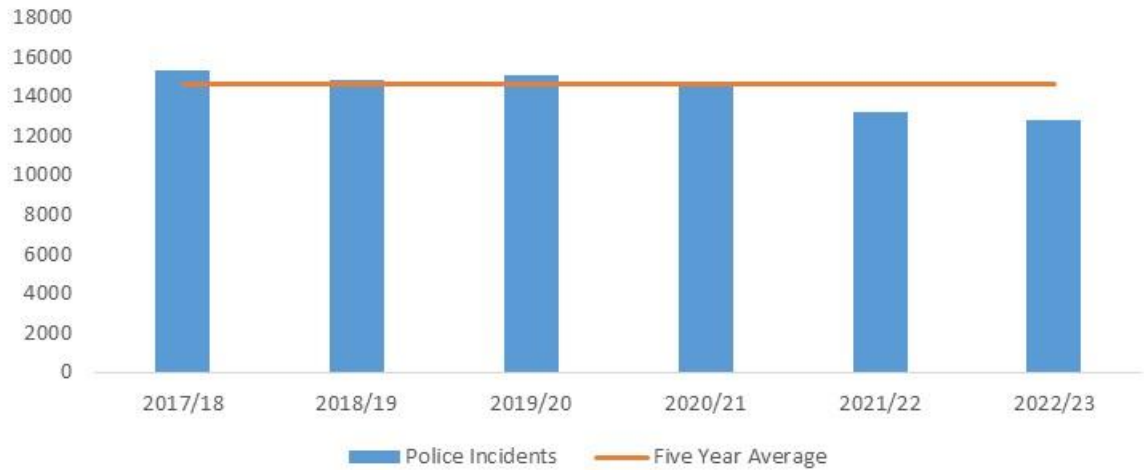
5YA - PREVIOUS FIVE YEAR AVERAGE CYTD - CURRENT YEAR TO DATE

CRIME	5YA *	CYTD *	INCIDENTS	5YA	CYTD
Total Crimes & Offences	4,884.2	4,515	Total number of incidents	14,584.4	12,765

All Crimes and Offences



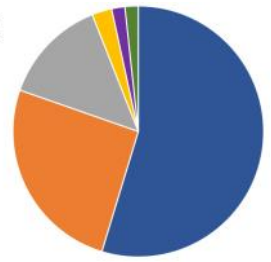
Police Incidents



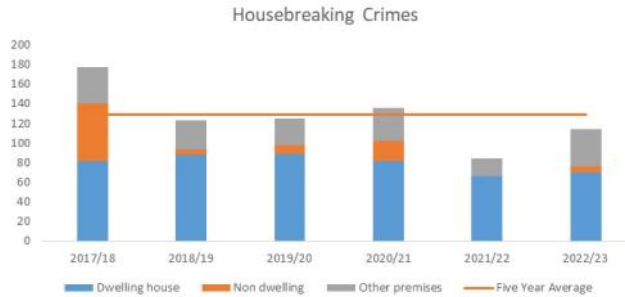
The volume of recorded crime and offences has fallen by 7.6% on the preceding five year average, primarily being driven by a drop in recorded offences relating to motor vehicles, miscellaneous offences, and sexual crimes. Meanwhile, recorded police incidents have fallen by 12.5% on the five year average, and remain 3.2% below 2021/22 figures.

ONLINE & CYBERCRIME - DATA OVERVIEW

Cyber-enabled crime continues to impact on the communities of Inverclyde, with analysis indicating that the threatening and abusive communications offences constituted the largest proportion of digitally-enabled crime. This was followed by cyber-fraud and online sexual crimes. Inverclyde Police continue to issue guidance and attend events to promote awareness of current scams taking place. Regular interaction takes place within local schools to make children aware of the dangers of Social Media.



ACQUISITIVE CRIME — DATA OVERVIEW



CONTEXT

381 shoplifting crimes have been recorded – an increase of 15.7% compared to the five year average. The detection rate has increased from a five year average of 78.3% to 83.7% in the current year. Exclusion zones have been introduced in Inverclyde with radio link systems rolled out to businesses across Inverclyde to enhance communications amongst businesses.

Housebreaking crimes (including attempts) fell from a five year average of 129 crimes, to 114 crimes in the current year (-11.6%). Housebreaking crimes which involves dwelling houses and non-dwellings have fallen on respective five year averages, however housebreaking involving other premises (such as sheds, outbuildings) have increased by 44.3%. The detection rate has increased from the five year average rate of 20.2%, to 29.8% in the current reporting period.

Acquisitive crimes targeting motor vehicles have fallen by 37.7% on the five year average to a total of 76 crimes. Thefts of motor vehicles continue to account for the highest proportion of motor vehicle crime (n=39). The motor vehicle acquisitive crime detection rate is 32.9%, a rise on the five year average rate (31.6%).

COUNTER TERRORISM & DOMESTIC EXTREMISM

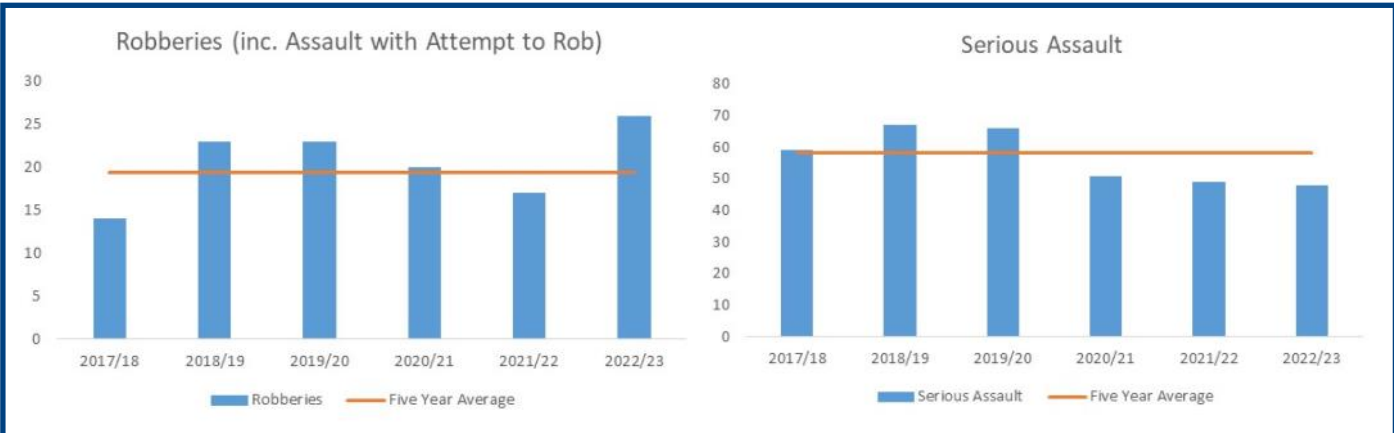
In February 2022 the Home Secretary announced a decrease in the UK's Terrorist Threat Level from 'Severe' to 'Substantial'. This means it is deemed an attack is likely. At this time there is nothing to suggest that there is any specific threat to Scotland. However, the threat from Islamic, Northern Ireland and Right-wing terrorism remains a serious threat.

Renfrewshire and Inverclyde has an embedded CTLO (Counter Terrorist Liaison Officer) who provides expert guidance and support regarding emerging threats from national and international terrorism & extremism.

ANTISOCIAL BEHAVIOUR, VIOLENCE & DISORDER

DATA OVERVIEW

1 April 2022 to 31 December 2022 - OBJECTIVE: Reduce the number of victims of violent crime



Overall violent crime has fallen by 3.2% on five year average figures, with a total of 574 crimes recorded in the reporting period. This includes a drop in both serious assaults (-17.8%) and minor assaults (-2.9%). While reported robberies and crimes of assault with intent to rob have increased from a five year average of approximately 19 crimes to 26 in the current year, this rise was predominantly due to an isolated spike earlier in 2022 and crimes of this type have fallen considerably in the recent period. The detection rate for violent crime overall is 73.5%, which is a small but encouraging rise on the five year average (68.9%), testament to the continued focus and efforts of investigating officers in Inverclyde on this priority.

58 wilful fireraising crimes have been recorded— an increase of 57.6% on the previous five year average. However, the current detection rate is 27.6%, a substantial rise on the five year average rate of 12%. Advice is being issued to all householders regarding the dangers of leaving combustible items in common close areas. Meanwhile, recorded vandalism crimes fell by 4.9% on the five year average, to a total of 400 crimes in the reporting period.

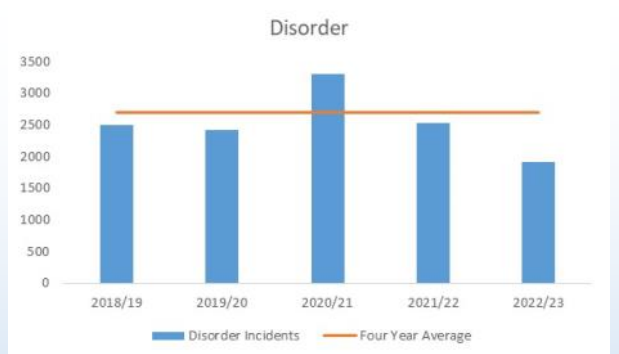
DISORDER & ANTISOCIAL BEHAVIOUR

CONTEXT

1,911 complaints regarding disorder have been recorded year to date, a decrease of 29% on the previous four year average. While the multi-member ward of Inverclyde North continues to account for the highest volume of recorded disorder within the local authority area (with over 31% of reported disorder occurring in this ward), it has also experienced a decrease of 12.5% in reported disorder compared to the previous year.

A festive Action Plan was put in place throughout December to tackle areas where disorder has been highlighted previously. This involved engagement with our key partners at Inverclyde Council Community Wardens, Youth Workers and BTP.

Youth disorder continues to be an issue and we are continually looking at ways to reduce this further with engagement taking place with retailers who have experienced instances of antisocial behaviour, providing advice and support.



SERIOUS ORGANISED CRIME - DATA OVERVIEW

Renfrewshire and Inverclyde Division is committed to pursuing those responsible for supplying controlled drugs throughout the area, through our local drugs initiatives, and to working with partners to support those exploited by organised crime groups. We are also working closely with partners to reduce the numbers of drug related deaths in the Division.

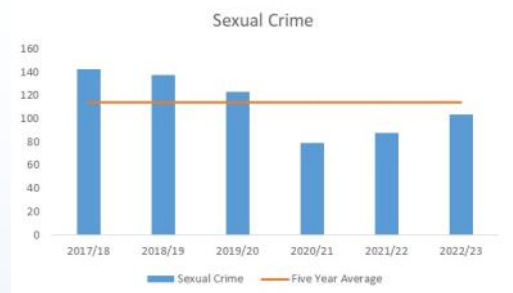
YTD, there have been 36 drug supply detections in Inverclyde, compared to a five year average of 44 detections. Meanwhile, 392 drug possession offences were detected, a decrease of 8.2% on the previous five year average. In Inverclyde, there were 21 confirmed and a further two suspected drug related deaths in the reporting period. This compares to 16 confirmed and three suspected drug related deaths in the same period in 2021.

The Division continues to target serious and organised crime in Inverclyde via the 'Four D' strands - Divert, Deter, Detect and Disrupt and utilises the Management of Risk in Law Enforcement (MoRILE) risk assessment tool to identify and prioritise the SOC networks which pose the greatest threat and risk of harm to Inverclyde's communities.

PROTECTING PEOPLE AT RISK FROM HARM - DATA OVERVIEW

Sexual Crime

104 sexual crimes have been recorded in Inverclyde in the reporting period - a decrease of 8.9% on the previous five year average. The detection rate for sexual crimes has increased by 5.5 percentage points on the five year average, to 51.9%. 34.6% of all recorded sexual crime involved non-recent reporting - a lower proportion than has been noted in the preceding five years (38.6%).

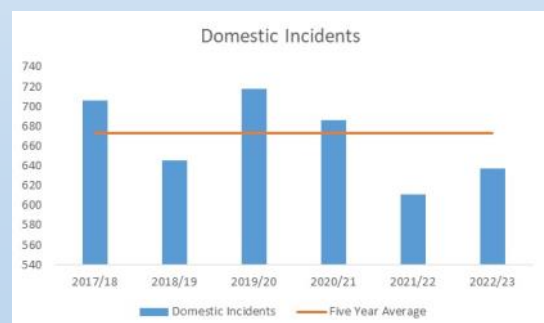


Missing People

In the period April to December 2022, 148 missing person reports have been recorded in Inverclyde, more than double the number recorded in the same period in 2021 (n=62). The increase was most evident in missing person reports involving younger people, with the incidents involving people aged under 20 years rising from 23 to 88 year on year. Repeat missing persons continue to be a concern, with the top five repeat missing people (all of whom were aged under 18 years) featuring in a total of 38 incidents. Police Scotland remains committed to reducing harm related to people who go missing and continues to develop and implement key measures to ensure missing persons and their friends and family receive a consistently high level of service wherever the person has gone missing from. In Inverclyde, 77% of missing people were traced within 24 hours of being reported as missing, with this proportion rising to 91% being traced within three days.


Domestic Abuse

Victims of domestic abuse remain one of Renfrewshire and Inverclyde Division's top priorities. Recorded domestic abuse incidents in Inverclyde have fallen by 5.4% on the previous five year average, to a total of 637. 44.9% of all recorded incidents resulted in a crime being recorded – no change on the five year average proportion. The detection rate for domestic crime has increased considerably from the previous five year average of 64.1%, to 74.7% in the current reporting year.

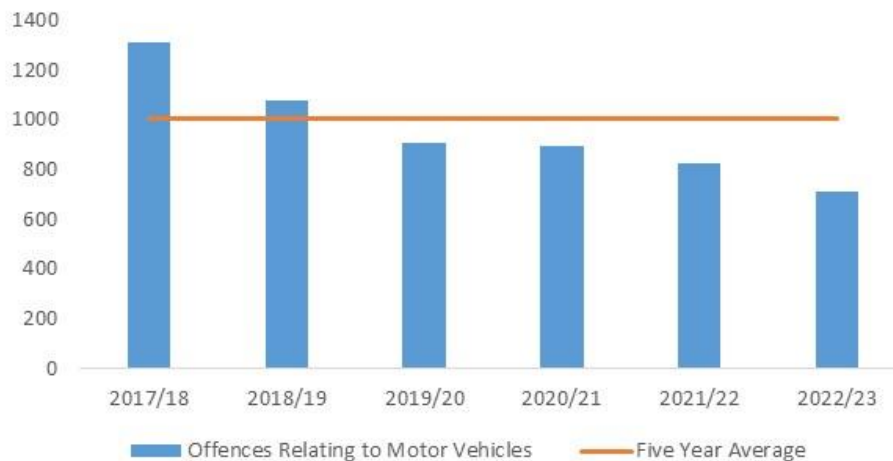


ROAD SAFETY & ROAD CRIME - DATA OVERVIEW

PRIORITY: REDUCE THE NUMBER OF PERSONS KILLED OR INJURED ON OUR ROADS

Road Traffic Casualties		2021/22	2022/23
	Number of persons killed on our roads	1	1
	Number of persons seriously injured	13	18
	Number of persons slightly injured	21	22
	Number of children seriously injured	3	3
Road Traffic Data from 01/04/2022 to 31/12/2022			

Offences Relating to Motor Vehicles



Overall, road casualties have increased by six on the previous year, to a total of 41. While the number of road fatalities remain unchanged on the previous year (n=1), serious injuries have risen from 13 to 18, while slight injuries have increased by one, to a total of 22. While no children have been killed on Inverclyde's roads, three have been seriously injured in the current reporting year.

Offences relating to motor vehicles have fallen by 28.9% on the previous five year average, to a total of 714. The detection rate for offences relating to motor vehicles is 84.7%, as compared to the previous five year average (87.6%).

Drink and drug driving offences have increased by 35% compared to the five year average, which is as a result of local officers and Road Policing officers carrying out proactive checks on motorists while on high visibility patrols. Speed checks continue to be carried out at various locations with relevant action being taken.

PUBLIC CONFIDENCE: COMPLAINTS & USER SATISFACTION

COMPLAINTS ABOUT THE POLICE

From 01/04/2022 - 31/12/2022

<i>Complaints and Allegations received in the Inverclyde Council Area, by Financial Year (Apr – Dec)</i>					
TOTAL COMPLAINT CASES RECEIVED			TOTAL NUMBER OF ALLEGATIONS RECEIVED		
YTD	LYTD	% Change	YTD	LYTD	% Change
53	40	32.5%	93	76	22.4%

<i>Allegations received in the Inverclyde Council Area, by Category, Type and Financial Year (Apr – Dec)</i>			
Allegation Category and Type	PYTD	YTD	% change from PYTD
On Duty - TOTAL	57	55	-3.5%
Assault	9	5	-44.4%
Discriminatory Behaviour	0	1	x
Excessive Force	11	10	-9.1%
Incivility	10	13	30.0%
Irregularity in Procedure	19	22	15.8%
Neglect of Duty	1	0	-100.0%
Oppressive Conduct/Harassment	2	1	-50.0%
Other - Criminal	2	3	50.0%
Other - Non Criminal	2	0	-100.0%
Unlawful/Unnecessary Arrest or Detention	1	0	-100.0%
Quality Of Service - TOTAL	19	38	100.0%
Policy/Procedure	5	9	80.0%
Service Delivery	3	10	233.3%
Service Outcome	11	19	72.7%
Grand Total	76	93	22.4%

A total of 53 complaint cases and 93 allegations have been received in Inverclyde in the reporting period. 55 allegations were 'On Duty' with a further 38 relating to quality service.